


UC San Diego

GLOBAL INITIATIVES

International Services and Engagement Office

Welcome to UC San Diego:
Finances &
Student Accounts



Presenters



- **Marie Manlapaz Rivera**
 - International Services and Engagement Office (ISEO)
- **Alissa-Nicole Penaranda & Tina Sohrabi**
 - Student Financial Solutions
- **Cheri Gallagher**
- Flywire

Agenda

- **The International Services and Engagement Office (ISEO)**
- **Student Financial Solutions (SFS)**
- **Third Party Payers**
- **International Payment Options**
- **How to Avoid Scams**
- **Q&A**

UC San Diego

GLOBAL INITIATIVES

International Services and Engagement Office



Before We Begin



You are in listen-only mode. You can hear us, but we can't hear you.

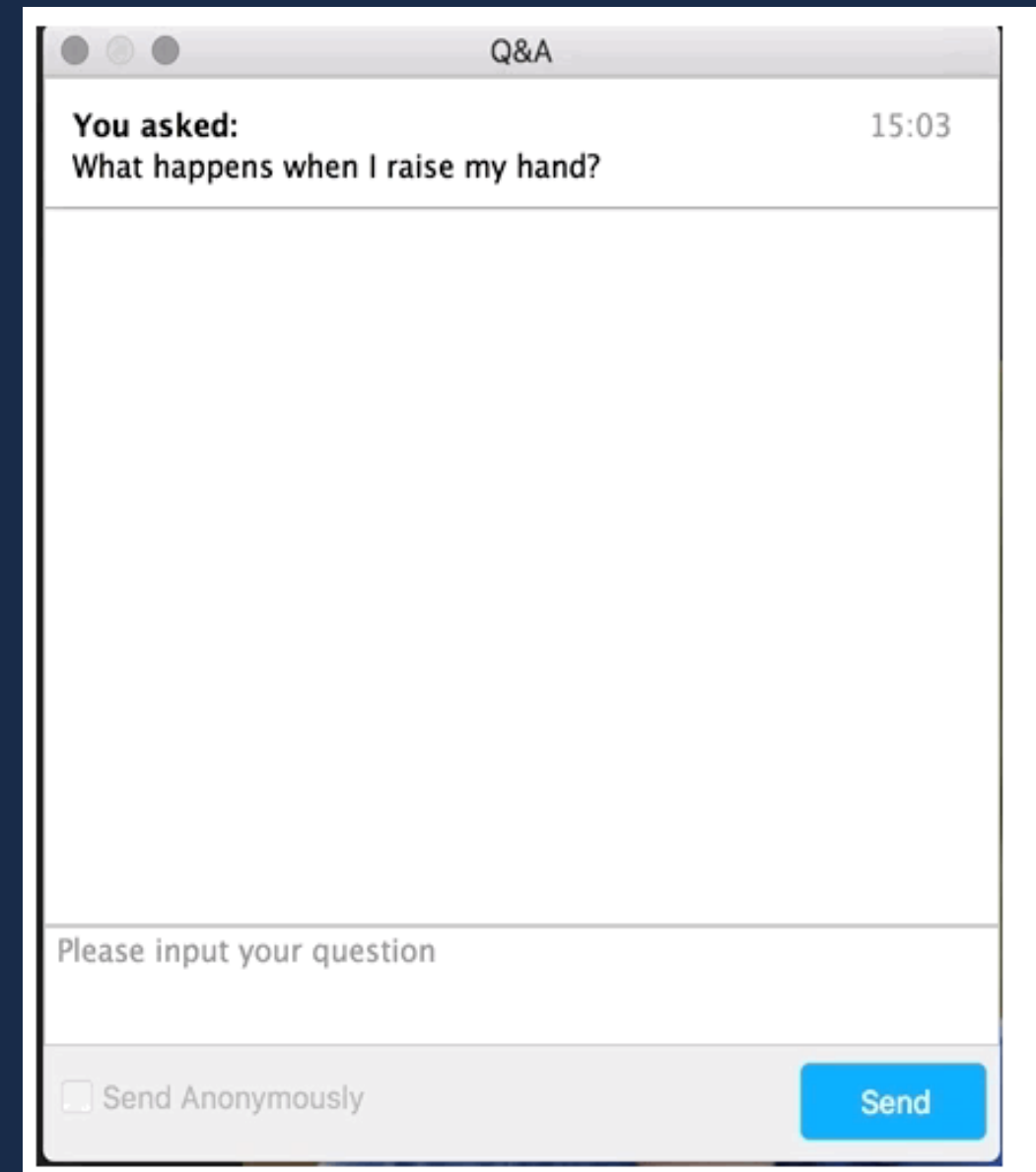
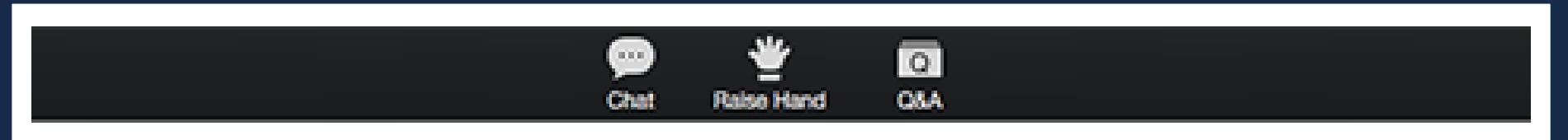


Ask questions – Use the Q&A feature to submit questions. You can also contact us at iContact.ucsd.edu



We're recording. You'll be able to view this webinar recording at iNewStudentWebinars.ucsd.edu

CONTROL PANEL



MEET **ISEO**

International Services and Engagement Office (ISEO)



**Pre-Arrival &
Orientation**

**Advising
Services**



**Visa and Status
Support Services**

**Programs
& Events**



POPULATIONS WE SERVE

- ✓ **International Students** (10,545 Students, currently enrolled and working after graduation)
- ✓ **International Faculty & Scholars** (2,347 Scholars)
- ✓ International Families (642 Spouses/Partners, 464 Children)
- ✓ **Campus Partners** (Entire Campus!)

#8

Leading Institution for
Hosting **International
Faculty & Scholars**



#15

Leading Institution for
Hosting **International
Students**

13,988

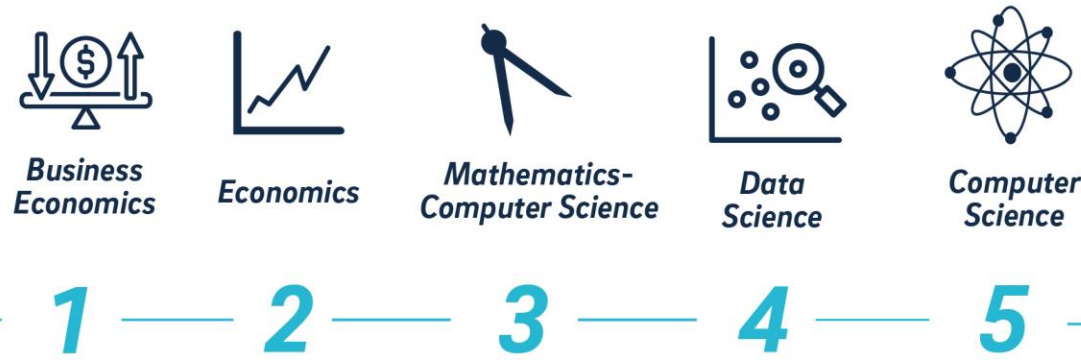
Total Service Population

Source: Open Doors 2025



4,418 UNDERGRADUATE STUDENTS

TOP 5 MAJORS

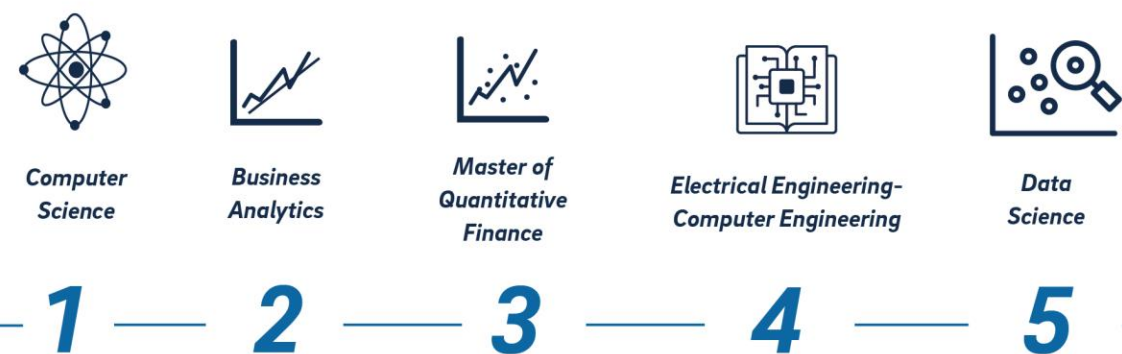


POPULATION BY COLLEGE



3,988 GRADUATE STUDENTS

TOP 5 ACADEMIC DEPARTMENTS



8,407

TOTAL INTERNATIONAL STUDENTS

19.16% of campus population



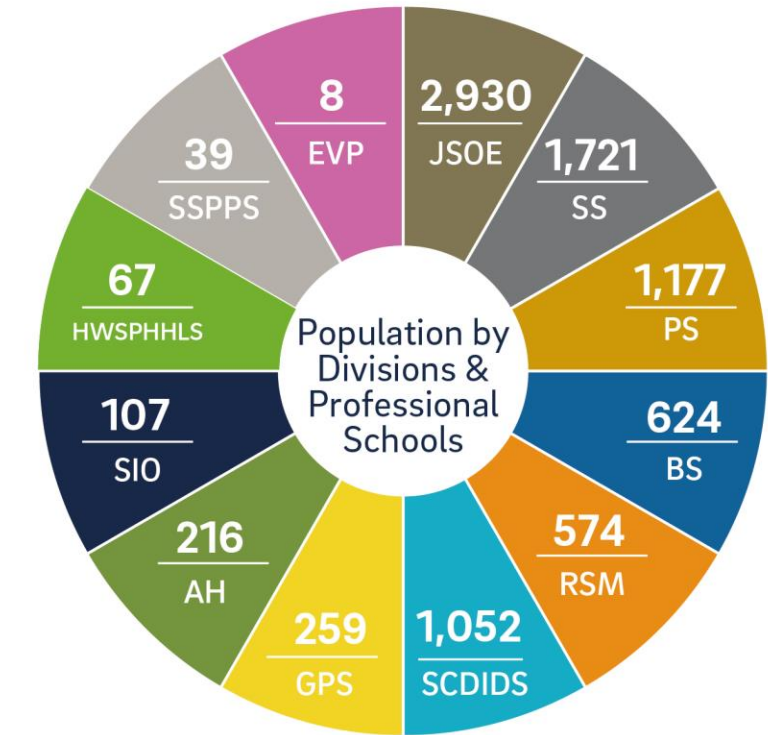
2,167

WORKING AFTER GRADUATION on OPT, STEM OPT or Academic Training

10,897 total of international students served

43,877 TOTAL UCSD STUDENTS

Excludes Studies and State-Supported M.D. & Pharm.D. and Clinical Residents




- Jacobs School of Engineering (JSOE)
- Social Sciences (SS)
- Physical Sciences (PS)
- Biological Sciences (BS)
- Rady School of Management (RSM)
- Computing, Information and Data Sciences (SCDIDS)
- Global Policy and Strategy (GPS)
- Arts and Humanities (AH)
- Scripps Institution of Oceanography (SIO)
- Herbert Wertheim School of Public Health and Human Longevity Science (HWSPHLS)
- Skaggs School of Pharmacy and Pharmaceutical Sciences (SSPPS)
- Exchange and Visitor Programs (EVP)

TOP 10 PLACES OF ORIGIN

*Based on country of citizenship listed on passport



WELCOME!




First Steps Checklist

UC San Diego

GLOBAL INITIATIVES

International Services and Engagement Office



Graduate Students



- Log into your **Applicant Portal** (connect.grad.ucsd.edu/apply):
 - Accept your offer of admission
 - Be sure to fill out the **Statement of Legal Residence form** if it is listed. This form is not required for all programs – if it is not listed, there is no action for you to take on this.
 - Most students are “provisionally admitted” at this time. Please submit the items listed under your “**Pending Admissions Documents**” section in your portal to finalize your admission.
- Please contact GradAdmissions@ucsd.edu if you have questions regarding your pending admissions documents.

Undergraduate Students



- Log into your **Applicant Portal** (beatriton.ucsd.edu/account) and complete your Enrollment Checklist:
 - Accept your offer of admission
 - Complete the [California Residency for Tuition Purposes Questionnaire](#) (if required)



Starting a New Program at UC San Diego

(This page has a friendly link that's easy to remember: iNewStudent.ucsd.edu)

A screenshot of the iNewStudent.ucsd.edu website. It features a white card on a blue background. The card has a title "New International Students" and a subtitle "Information for new and transfer-in international students who have been accepted to a degree, exchange, or visitor program at UC San Diego." Below this is a teal button labeled "SEE MORE". Underneath are four yellow buttons: "New Bachelor's, Master's, and PhD Students", "New Exchange Students", "Visiting Summer Session Students", and "Sponsored Students". A teal arrow points from the "SEE MORE" button to the right.

New Undergraduate and Graduate Degree Students

CONGRATULATIONS! Newly Admitted **Bachelor's, Master's, and PhD International Students:** The International Services and Engagement Office (ISEO) congratulates you on your admission to the University of California, San Diego!

This page provides a comprehensive guide for newly admitted international undergraduate and graduate students on obtaining their U.S. student visa (F-1 or J-1) and preparing for their arrival to the United States.


Summer Session Visiting Student: if you will only be enrolling with UC San Diego for Summer Session and will **not** matriculate into a UC San Diego degree program, please visit [ISEO's New Summer Session Visiting Page](#).

Step 1: Apply for F-1 or J-1 Certificate of Eligibility

To apply for an F-1 or J-1 visa stamp at a U.S. consulate/embassy, OR to transfer your SEVIS record to UC San Diego (if applicable), you must request that ISEO issue you the appropriate visa status certificate of eligibility document, called the Form I-20 (for F-1 students) or the Form DS-2019 (for J-1 students).

iServices.ucsd.edu will open on **MONDAY, MARCH 3, 2025 (9:00 AM Pacific Standard Time)** for newly admitted Summer 2025 and Fall 2025 international students to begin requesting their immigration documents.

Student Financial Solutions



About Us



Student Account Services

Provides client support for account inquiries, third party billings and refunds



University Billing Services

Oversees student and third party billing and refunds



Loan Administration

Provides support for all campus based loan programs



Campus Cards

Responsible for issuing campus identification cards to students, faculty, staff, and affiliates.

Authorizing Payers

Students must authorize payers on TritonPay. Once authorized, payers can login via the Billing & Payment page to do the following:

- Receive monthly ebill reminders
- Review student account activity
- View and pay their student's bill by electronic check, credit/debit card, 529 plans and more!
- Update profile and contact information

Note: Payer authorization will open in August. Students will receive communication from our office when available.

*Authorization is necessary to view and discuss your student's bill, as educational records are protected under FERPA

The screenshot shows the UC San Diego TritonLINK website. At the top, there is a navigation bar with the UC San Diego logo and the TRITONLINK logo. To the right, there is a system status indicator showing "System Status: All Services are operating normally." Below the navigation bar, there is a search bar with options to search Tritonlink or Search Faculty/Staff. The main content area is titled "Billing & Payment" and includes a "Last Updated" timestamp. The page features a sidebar with a "Finances & Jobs" menu, a "Need Help?" section, "Resources" links, and "Departments" information. The main content area includes a "Billing & Payment" section with a description and a "TritonPay Tutorials" box. Below this, there are sections for "Students" and "Authorized Payers" with bullet points detailing login and authorization steps. A "Access Past E-Bill Statements:" section provides information on viewing and downloading statements. At the bottom, there is a "Student Finance Quick Links" section with buttons for "HOW TO PAY YOUR BILL", "AUTHORIZED PAYER INFO", "1098-T TAX FORM HELP", "PAY INSTALLMENTS WITH TRIP", "INTERNATIONAL PAYMENT OPTIONS", and "DIRECT DEPOSIT INFORMATION". A footer section provides contact information for Student Financial Solutions.

UC San Diego | TRITONLINK

System Status: All Services are operating normally.

Search Tritonlink | Search Faculty/Staff | Search Tritonlink

TRITONLINK TOPICS | ADVISING & GRADES | CLASSES & ENROLLMENT | FINANCIAL TOOLS | PERSONAL TOOLS & FORMS | MY TRITONLINK

TRITONLINK Home / Finances & Jobs

Finances & Jobs

- Billing & Payment
- Fees
- Financial Aid & Scholarships
- Veteran Benefits
- Student Internships
- Jobs

Need Help?
Find answers, request services, or get help from our team at the UC San Diego Services & Support portal.

Resources
[Billing Due Dates](#)
[Billing & Payment Help Page](#)
[Video Tutorials](#)

Departments
[Student Financial Solutions](#)
[Student Financial Solutions: Cashier](#)

Billing & Payment

Last Updated: April 3, 2024 9:00:12 AM PDT

Access TritonPay to manage your student bill and find links to billing and payment resources for UC San Diego students.

TritonPay Tutorials: Need help navigating the new TritonPay? Check out our step-by-step tutorials on paying your e-bill, authorizing a payer, enrolling in TRIP, and more!

Previous TritonPay Communications: Stay informed with the latest updates and announcements regarding TritonPay.

Students

- **Student Login:** Access TritonPay to view and pay your bill.
- **1098-T Tax Form:** Consent to electronic delivery and view your 1098-T form.
- **Direct Deposit:** Receive your financial aid refunds and over payments via direct deposit.

Authorized Payers

- **Authorized Payer Login:** Access TritonPay to view and pay your student's bill.
- **Payer Authorization Tutorial:** If you were an authorized payer in the previous TritonPay, please be aware that your student must reauthorize you.

Access Past E-Bill Statements:

You can now conveniently view and download E-Bills from July 2022 through July 2023 directly within TritonPay. For statements from before this period, simply submit a ticket to our [Services & Support Portal](#).

Student Finance Quick Links

- HOW TO PAY YOUR BILL
- AUTHORIZED PAYER INFO
- 1098-T TAX FORM HELP
- PAY INSTALLMENTS WITH TRIP
- INTERNATIONAL PAYMENT OPTIONS
- DIRECT DEPOSIT INFORMATION

For information regarding TritonPay or any other financial tools, visit sfs.ucsd.edu.

Questions? Contact the following units within Student Financial Solutions:

- [Student Account Services](#): (858) 822-4727
- [Central Cashier's Office](#): (858) 822-4727

Triton Registration Installment Plan (TRIP)

What is TRIP?

- A payment plan to pay for tuition and registration fees in 3 monthly installments rather than in one lump sum payment.
- Enrollment available each quarter on TritonPay
- Enrollment is NOT automatic
- Early enrollment fee: \$40, Regular enrollment fee: \$65

Covered Fees

- ✓ **Tuition & Non-Res tuition**
- ✓ **Registration fees**
- ✓ **Student health insurance (SHIP)**

Not Covered Fees

- ✗ **Housing***
- ✗ **Student Health Services fees**
- ✗ **Misc. fees (books, parking, etc.)**

*Undergrad students can change their housing and dining contract to monthly, on their Housing Portal

Primary Payment Options

E-Check (Recommended)

- \$.50 service fee per payment
- Payment posts to account immediately
- US bank account required

Credit Card

- 2.75% service charge per payment
- Payment posts to account immediately

International Payment Options

- TransferMate
- Convera
- Flywire
- 5-7 business days for payment to post
- Service fee can vary
- DO NOT accept direct wire transfers

529 Plans

- Payments can be made on TritonPay
- \$10 service fee for each payment

[More information about payment options](#)

International Payment Options

STUDENT FINANCIAL SOLUTIONS

UC San Diego

About Us ▾ Student Accounts ▾ Campus Cards ▾ Campus Loans ▾ Cashier's Office ▾ In the News ▾ Resources  ▾

HOME / Student Accounts / How to Pay Your Bill / International Payment Options

How To Pay Your Bill

Third Party Student Billing

Credit Cards

E-Check

TRIP

Alternative Payment Options

International Payment Options

INTERNATIONAL PAYMENT OPTIONS

Student Financial Solutions offers two different international payment options for students and their parents.

EXCITING ANNOUNCEMENT: Flywire has partnered with EBIXCASH to develop a solution for students from India to transfer money securely either through a Forex card or directly into a US bank account. This will allow students and their families to safely send funds to cover living expenses while taking advantage of the competitive foreign exchange rates and outstanding customer service provided by Flywire. More information can be found on the official [Flywire/EBIXCASH flyer](#).

FLEXIBILITY

If paying by [E-Check](#) is not an option for you at the moment, SFS provides payment flexibility, including two international payment options.

Check out Flywire and Western Union below!

JUMP TO

[Flywire](#)

[Western Union](#)

[More information about international payments \(clickable link\)](#)

Additional Payment Options

In-Person:

Cash

Money Order

Personal Check

Cashier's Check

Traveler's Check

By Mail:

Money Order

Personal Check

Cashier's Check

Traveler's Check

Please Note:

- All payments must be made in US currency
- All checks should be made out to "UC Regents", and include the student's TSN (Triton Student Number)

Third Party

Some students have a **sponsor (e.g., military, employer, embassy, or agency)** that pays tuition and mandatory fees directly to UC San Diego

- Our office (**Student Financial Solutions**) bills the sponsor on your behalf

What Students Need to Do:

- Submit a **Financial Guarantee (Authorization/Funding Letter)**
- Complete the **Billing Authorization form (DocuSign)**
- If applicable, apply for a **UC SHIP health insurance waiver** (some sponsors may not cover UC SHIP)
- Monitor your account in **TritonPay**—if there are any charges not covered by your sponsor, please ensure they are paid

Important Reminders


- Sponsorship **must be approved before fees are covered**
- [Deadlines apply](#)—late submissions may impact enrollment
- Not all costs may be covered (check with your sponsor)

Third Party

Key Take-Aways:

Establishing Third Party Sponsorship:

1. Submit Financial Guarantee via the [Third Party Billing Form](#) (at least one week before the billing deadline)
2. Sign Billing Authorization via DocuSign within 24 hours of receiving it
3. Check TritonPay to confirm your sponsorship is applied



Contact SFS (3rdpartybilling@ucsd.edu) for any questions

Scholarships

- Scholarships should be reported to the Financial Aid & Scholarship Office
- Checks should be made payable to: **UC Regents**
- Checks should include the student's name and TSN
- Checks can be delivered in-person to SFS or mailed to:

TritonPay Office
Attn: Scholarships
9500 Gilman Drive 0009
La Jolla, CA 92093-0009

Note: Checks must be received by the UCSD billing payment deadline – as with all cash payments, the University does not accept the postmarked date as on-time

Direct Deposit

- **Direct deposit is the method for returning excess financial aid and other credits back to the student directly via a bank account, rather than a physical check**
- **Direct deposit means faster refunds and no bank trips! It's the green way to receive your money!**
- **Only a valid U.S. checking or savings account may be used and the account must be in the student's name only**
- **Please note that students will be able to update their direct deposit starting in August, and students will receive additional information when it opens.**

How to Avoid Housing & Tuition Scams



Protect Your Login Credentials

Never share your online credentials with anyone, nor provide financial information to anyone outside your family.



Use official payment methods.

Only use payment methods approved by UCSD.



Avoid solicitations

Do not respond to 3rd party solicitations for payment of tuition fees.



Beware of WeHousing



Students who use the 3rd party company, WeHousing, to find housing, pay deposits, or pay rent, often receive eviction notices because WeHousing never sent the payments to the owners.

Don't Become a Victim!

If you receive a suspicious call:

1. Hang Up

Tell the caller that you refuse to cooperate with their threats

2. Contact UC San Diego Police

Report the incident to campus calling (858) 534-HELP (4357) and submit a report.

3. Notify ISEO

Inform your international student advisor to identify campus resources for you.

**Student
Financial
Solutions**

UC San Diego
STUDENT FINANCIAL SOLUTIONS

Office Hours:
M-F: 10-4
TritonPay Office, SSC, Suite 170

Phone:
(858) 946-4160

**UC San Diego Services
& Support Portal:**
[Support.ucsd.edu/students](https://support.ucsd.edu/students)

Instagram:
@ucsdvfs

Making Secure Payments to UC San Diego



Welcome.

Your institution has partnered with Flywire so you can **easily and securely send payments** from anywhere in the world, at any time.

Easy Online Payment Process

USE FLYWIRE FOR ALL OF YOUR INTERNATIONAL EDUCATION PAYMENTS



PAY

from your
country and
in your home
currency



TRACK

your payment
to your institution
with transparency
from start to finish



ACCESS

dedicated
around-the-clock
multilingual
support



BENEFIT

from faster
processing as a
result of easy
payment identification



POWERFUL GLOBAL PAYMENT NETWORK




Savings & Security:

Save on fees and know your payments are safe with Flywire



No Intermediary Bank Fees



Competitive Rates



Best Price Guarantee



Secure Payment Processing

Real-Time Tracking:

Track your payment every step of the way with Flywire



EMAIL

Receive email notifications regarding your payment status



ONLINE

Track your payment 24x7 at flywire.com



TEXT

Get payment progress updates via SMS text alerts

How to Make a Payment

Step 1. Make a Payment

TritonPay

How would you like to pay?

Payment amount
\$2,833.92

* Payment method [Change](#)
International payment

* What country are you paying from?
China

* International payment option

Bank Transfer	CNY 20,594.41
UnionPay	CNY 21,424.26
Alipay	CNY 21,299.94
Flywire Rates will be shown after transferring to Flywire	
Convera Rates will be shown after transferring to Convera	

Secure encrypted payment

Cancel Continue

- From TritonPay select: Make a Payment
- Then select Flywire under International payment options.

Step 2. Enter your payment amount

1. Payment Info 2. Payment method 3. Payer Info 4. Info for the receiver 5. Review & Confirm 6. Make payment

Your payment

The payment will come from

Country or region *
China

Flywire University receives

\$	Amount * 5,000.00
----	----------------------

Amount will be formatted in the destination currency, in this case United States Dollars. i.e. 10,000.00 for ten thousand USD.







NEXT →

- Choose your home country from the drop-down menu
- The payment amount will be provided from Triton Pay and is not adjustable.

Step 3. Select your payment method

Best Price Guaranteed Subject to terms and conditions

即刻申请中国银行万事达卡留学分期服务, 通过Flywire支付学费并分期还款, 还有机会享受高达21%返现及更多叠加礼遇, 轻松圆您留学梦! [查看活动详情](#)

 UnionPay debit card in Chinese Yuan (CNY)	CNY36,447.00	SELECT
More info		
 UnionPay credit card in Chinese Yuan (CNY)	CNY36,447.00	SELECT
More info		
 Alipay in Chinese Yuan (CNY)	CNY36,075.00	SELECT
More info		
 JCB Credit Card in CNY	CNY35,354.00	SELECT
More info		
 UnionPay Debit Card in CNY	CNY35,940.00	SELECT
More info		
 UnionPay Credit Card in CNY	CNY35,354.00	SELECT
More info		

- Based on your country selection, Flywire will automatically display your local currency rate with the appropriate payment options
- Flywire will then convert your currency and pay your institution
- If you don't see your home currency, don't worry, you can always pay in the currency of your institution

Step 4. Enter the payer's information

Payer information

(*) required field

Email *	First name *
Middle name	Family name *
Address 1 *	Address 2
City *	State / Province / Region
Zip code / Postal Code	+ 86 <input type="text"/> Phone number *

Receive text notifications on your payment status

[← PREVIOUS](#) [NEXT →](#)

- Enter the payer's personal details and contact information
- Agree to Flywire's terms and conditions by checking the box at the bottom of the form
- Click "Next" to continue

Step 5. Enter the student's information

Information for Flywire University

(*) required field

Contact Information

The person filling out this form is *

Payment Information

Payment Type * If Other, please specify:

Student Information

Application ID * Student ID

First Name * Middle Name

Student Last Name * Date of Birth

Student Email Address * Program of Study *

← PREVIOUS NEXT →

- The student's details will be pre-populated from TritonPay, please review and continue.

Step 6. Review and confirm information

Review and confirm payment information

Payment information	You will send CNY35,351.00	Flywire University will receive \$5,000.00
	Country or region China	
Payment method	You selected UnionPay Credit Card in CNY	
Payer information	First name Ying	Middle name Xi
	Family name Kong	Address 1 Nanjing Rd W
	Address 2 -	City Shanghai
	State / Province / Region -	Zip code / Postal Code -
	Country China	Phone number +86 02100000001
	Email ying@flywire.edu	
Contact Information	The person filling out this form is Family member	
Payment Information	Payment Type Admission deposit	If Other, please specify: -

- Review the payer and student’s information for accuracy
- Use the “Previous” button if you would like to edit your information
- Click Next to continue

Step 7. For bank transfer payments

The screenshot shows the Flywire payment interface. At the top, the Flywire logo is on the left, and navigation links for 'Contact', 'Help', 'Hi, Salvador', and 'English' are on the right. A yellow banner below the header reads: 'Follow the steps below to pay before March 29, 2018 or your payment will be cancelled automatically.' Below this, the payment amount '\$5,000.00 to your institution' is displayed on the left, the status 'Payment pending' with a yellow dot in the middle, and the 'Payment ID' 'PTU490985358' on the right. A progress bar is shown below the status. The main content area is divided into three steps: 1. 'Decide how you'd like to complete your bank transfer' with options for 'Online banking', 'Telephone', and 'In-person visit'. 2. 'Make the bank transfer to Flywire' with a form containing fields for 'Amount to pay' (CNY31,883.00), 'Reference / Payment ID' (PTU490985358), 'IBAN', 'Beneficiary Bank' (Rancho Santander), 'Beneficiary Bank Address', 'Beneficiary' (FLYWIRE), and 'Beneficiary Address'. A 'DOWNLOAD INSTRUCTIONS FOR THE BANK TRANSFER' button is at the bottom of this section. 3. 'Only when the bank transfer is made, let us know you have made the bank transfer by clicking on I've sent the funds.' with an 'I'VE SENT THE FUNDS' button. On the right side, there are sections for 'Add this payment to your Flywire account' (ADD PAYMENT), 'Manage your payment' (Fill payment details, SMS notifications, Confirm funds were sent, Change payment method, Cancel this payment, Download payment receipt), 'SHARE YOUR PAYMENT' (SHARE), and 'GREAT LINK TO BU'.

- Review your payment instructions and make your payment to Flywire
- Your payment instructions will be automatically displayed
- You can also download a copy of these instructions in a PDF document

Step 8. For credit card payments

\$5,000.00 ● Payment pending

Payment status

Follow the steps below to pay before March 29th 2018 or your payment will be cancelled automatically.

Payment details

You're sending CNY31,833.00 They're receiving \$5,000.00

Payment ID
PTU490985358

Payment details
* Indicates a required field

Card number *

Cardholder's name *

Expiry date *
Month Year

Security code Last 3 digits on the back of card

Contact details ✓
+86 14-95428765, johndoe@gmail.com

[Manage your payment](#)

[SMS notifications](#)

[Cancel payment](#)

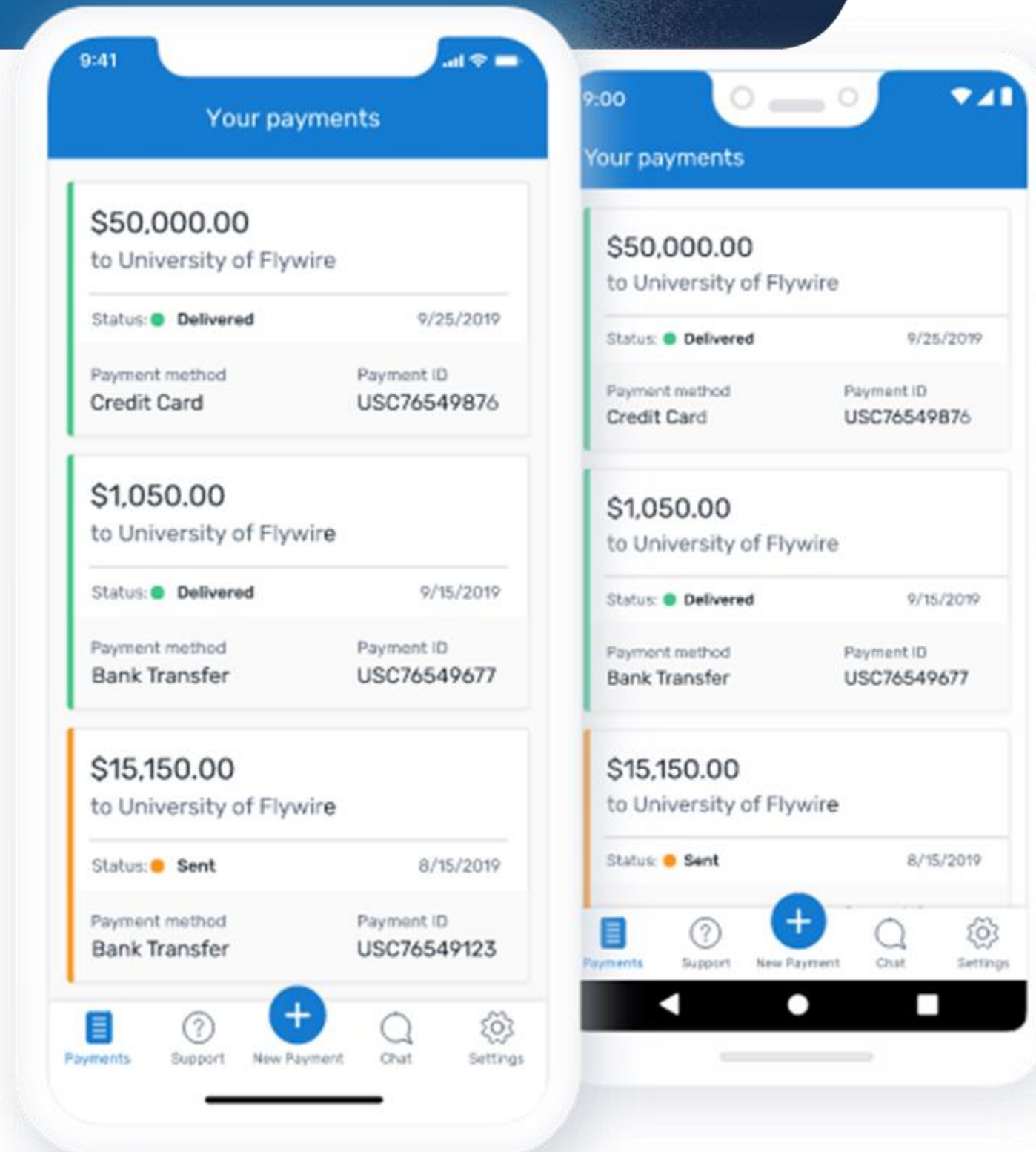
POWERED BY **flywire**

St. Olaf College address: 1520 St. Olaf Ave

Copyright ©Flywire. 2009-2018 All rights reserved. Flywire is a trademark of Flywire Corporation.

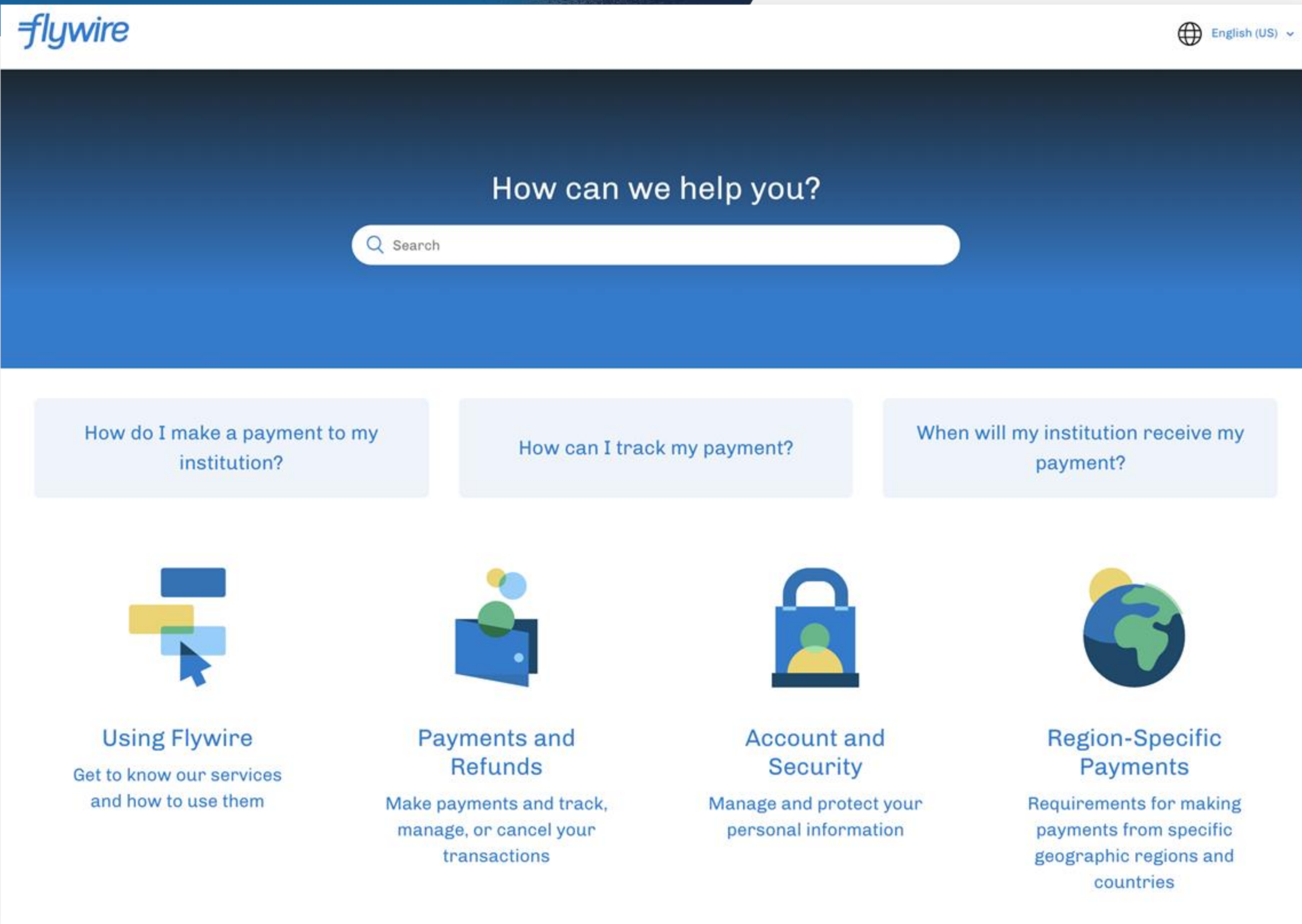
- Enter your card number, name, expiration date and security code
- Enter your information within 15 minutes to avoid your session timing out
- Click “Make Payment” to continue

Step 9. Track your payment



- Payment tracking is available at flywire.com
- Log in to check the status of your payment

Need help?



The screenshot shows the flywire help page. At the top left is the flywire logo, and at the top right is a globe icon with the text "English (US)". Below the logo is a dark blue header with the text "How can we help you?" and a white search bar containing the word "Search". Below the header are four light blue buttons with the following text: "How do I make a payment to my institution?", "How can I track my payment?", "When will my institution receive my payment?", and "When will my institution receive my payment?". Below these buttons are four icons: a mouse cursor clicking on a document, a folder with a person icon, a padlock, and a globe. Below each icon is a title and a description: "Using Flywire" (Get to know our services and how to use them), "Payments and Refunds" (Make payments and track, manage, or cancel your transactions), "Account and Security" (Manage and protect your personal information), and "Region-Specific Payments" (Requirements for making payments from specific geographic regions and countries).

 flywire.com/help

- Access dedicated around-the-clock multilingual support
- Our experts will help you navigate the payment process


 support@flywire.com

Get Engaged

UC San Diego

GLOBAL INITIATIVES

International Services and Engagement Office



iNewStudents Newsletter

- Critical information
- Sent weekly
- UCSD emails



ISEO | Winter 2026 | New Undergraduate & Graduate Students

Dear Incoming International Student,
Welcome to UC San Diego! The [International Services and Engagement Office \(ISEO\)](#) is here to support you as you begin your student journey at UC San Diego.

Group Advising for Newly Admitted Students

ISEO provides advising for newly admitted international students through our [Pre-Arrival Webinars](#). These sessions cover essential topics, including:

- **How to Request Your Form I-20/DS-2019 (Graduate Students)**
 - Thursday, March 5 at 8:30am PT
 - [Register Here](#)
- **Applying for your U.S. Student Visa (Graduate Students)**
 - Tuesday, March 10 at 8:30am PT
 - [Register Here](#)
- **Graduate Student Housing**
 - Thursday, March 12 at 8:30am PT
 - [Register Here](#)
- **Student Health: Insurance and Immunization Requirements (Graduate Students)**
 - Tuesday, March 17 at 8:30am PT
 - [Register Here](#)
- **Graduate Student Funding**
 - Thursday, March 19 at 8:30am PT
 - [Register Here](#)
- **English Language Requirements for Instructional Assistants (Graduate Students)**
 - Tuesday, March 24 at 8:30am PT

Surf Check Guide

Surf Check Guide: Coming to UC San Diego

- Created for students by students covering the most frequently asked questions international students
- Covers topics like housing, arranging transportation from airport to campus, setting up a phone account, bank account, and more!

Learn more at

<https://iseo.ucsd.edu/programs/guides.html>




GLOBAL AMBASSADORS PROGRAM




A summer-long peer mentorship program,
connecting undergraduate International
students with student mentors

GAP.ucsd.edu



Grad Pals

- Summer-long peer-mentorship program
- Matches incoming international graduate students with current UC San Diego undergraduate students



iPrograms

Redefining the world we know with **one experience at a time.**



GLOBAL
COFFEE
HOURS



ENGLISH
IN-ACTION
CONVERSATION PROGRAM



TRITON TREKKERS



ISAC
INTERNATIONAL
STUDENT
ADVISORY COUNCIL



GAME
NIGHT



CRAFT
EVENT

iPrograms.ucsd.edu

iEvents Calendar

iEvents.ucsd.edu

ISEO IS HIRING!
For the 2024-2025 Academic Year

Job #8702193 on Handshake

Communications & Marketing Student Assistant (STDT 4)
Estimated salary: \$18 per hour
Application Deadline: March 17 at 11:59pm PST



Tue Feb 27th - Sun Mar 17th

ISEO Is Hiring: Marketing & Communications Student Assistant

Communications & Marketing Student Assistant (STDT 4) For the 2024-2025 Academic Year Estimated salary: \$18 per hour Application Deadline: ...

Employment Students Professional-Development

ISEO IS HIRING!
For the 2024-2025 Academic Year

Job #8716647 on Handshake

Undergraduate Programs Student Assistant (STDT 3)
Estimated salary: \$17 per hour
Application Deadline: March 17 at 11:59pm PST



Wed Feb 28th - Sun Mar 17th

ISEO Is Hiring: Undergraduate Programs Student Assistant

Undergraduate Programs Student Assistant (STDT 3) For the 2024-2025 Academic Year Estimated salary: \$17 per hour Application Deadline: ...

Students Employment Professional-Development

FRIDAY CHAT
FRIDAY ENGLISH CONVERSATION GROUP

Every Friday
10:00AM - 12:00PM

LA JOLLA COMMUNITY ROOM AT LA JOLLA VILLAGE SQUARE



Fri Mar 1st 10:00am - 12:00pm

Friday Chat

Participation in our English conversation tables are a wonderful way for you to practice your English and make friends. The conversation ...

Volunteer-Led Off-Campus In-Person Global-Community Scholars Families

UC SAN DIEGO STUDENT AFFAIRS STRATEGIC PLAN: STUDENT FOCUS GROUPS

THE OFFICE OF THE VICE CHANCELLOR OF STUDENT AFFAIRS INVITES STUDENTS TO A 1-HOUR FOCUS GROUP TO SEEK FEEDBACK ON THE DIVISION'S STRATEGIC PLAN! WE ARE CALLING ALL STUDENTS WHO WANT TO CREATE AN IMPACT AND SHARE YOUR THOUGHTS ON THE STUDENT EXPERIENCE AT UC SAN DIEGO! FOOD WILL BE PROVIDED AT EACH SESSION. THERE ARE TWO DAYS FOR STUDENTS TO PARTICIPATE:

FRIDAY, MARCH 1ST, 2024
1:00PM TO 4:00PM PST (1-HOUR SESSIONS)
EPSTEIN FAMILY AMPHITHEATRE GREEN ROOM

MONDAY, MARCH 4TH, 2024
8:00AM TO 3:00PM PST (1-HOUR SESSIONS)
RED SHOE ROOM - PRICE CENTER

RSVP AT [TINYURL.COM/UCSDSAFOCUS24](https://tinyurl.com/UCSDSAFOCUS24)

Fri Mar 1st 1:00pm - 4:00pm

UCSD Student Affairs Strategic Plan: Student Focus Groups

The Office of the Vice Chancellor of Student Affairs is looking for feedback and input from students for our Strategic Plan! We will be ...

Students In-Person On-Campus Free-Food

SUNDAY SUPPER
A Cosmic Cantina

THE GREAT HALL
MARCH 3RD
5:30PM



Sun Mar 3rd 5:30pm - 8:30pm

Sunday Supper: A Cosmic Cantina

This long-standing tradition is a quarterly dinner for residents and friends of I-House to celebrate and gather in the Great Hall. Come to ...

The Great Hall

I-House Social In-Person Students

UC SAN DIEGO STUDENT AFFAIRS STRATEGIC PLAN: STUDENT FOCUS GROUPS

THE OFFICE OF THE VICE CHANCELLOR OF STUDENT AFFAIRS INVITES STUDENTS TO A 1-HOUR FOCUS GROUP TO SEEK FEEDBACK ON THE DIVISION'S STRATEGIC PLAN! WE ARE CALLING ALL STUDENTS WHO WANT TO CREATE AN IMPACT AND SHARE YOUR THOUGHTS ON THE STUDENT EXPERIENCE AT UC SAN DIEGO! FOOD WILL BE PROVIDED AT EACH SESSION. THERE ARE TWO DAYS FOR STUDENTS TO PARTICIPATE:

FRIDAY, MARCH 1ST, 2024
1:00PM TO 4:00PM PST (1-HOUR SESSIONS)
EPSTEIN FAMILY AMPHITHEATRE GREEN ROOM

MONDAY, MARCH 4TH, 2024
8:00AM TO 3:00PM PST (1-HOUR SESSIONS)
RED SHOE ROOM - PRICE CENTER

RSVP AT [TINYURL.COM/UCSDSAFOCUS24](https://tinyurl.com/UCSDSAFOCUS24)

Mon Mar 4th 8:00am - 3:00pm

UCSD Student Affairs Strategic Plan: Student Focus Groups

The Office of the Vice Chancellor of Student Affairs is looking for feedback and input from students for our Strategic Plan! We will be ...

Students In-Person On-Campus Free-Food

ISAC
International Student Advisory Council
UC San Diego



Mon Mar 4th 4:00pm - 5:00pm

International Student Advisory Council (ISAC) March Meeting

Register Here

The International Student Advisory Council (ISAC) is comprised of leadership from student leaders and stakeholders invested in the ...

GETCCR Grad-Students Undergrad-Students Student-Org

Join us at the Great Hall for...

Language Conversation Tables

Sign up at the link below to practice your language skills and meet new friends!

<https://tinyurl.com/ict-signup>

Weeks 3-7, Tuesdays 5-6pm



Tue Mar 5th 5:00pm - 6:00pm

Wednesday Coffee and Crafts

Every Wednesday
10:00am - 12:00pm

LA JOLLA COMMUNITY ROOM AT LA JOLLA VILLAGE SQUARE



Wed Mar 6th 10:00am - 12:00pm

Wednesday Coffee and Crafts

Wednesday Coffee and Crafts is an

CAREER REVOLUTION
Turn your new year's resolution into career solutions!

Join our Winter Workshop Series and gain valuable insights into Career Resumes, Interviews, Resume building, LinkedIn Networking, and Mocking Interviews! Save the dates for these intensive sessions to be held in the UC San Diego Career Services Horizon Room. Your pathway to success begins here - secure your spot and elevate your career game!

FEB 7 10PM-12:00PM	Career Goals, Resumes & Interviews
FEB 13 10PM-12:00PM	CAREER READINESS PASSPORT
FEB 21 10PM-12:00PM	RESUMES & COVER LETTER OVERVIEW
FEB 28 7:00PM-8:00PM	LINKEDIN & NETWORKING
MAR 6 10PM-12:00PM	INTERVIEWING

OPT INFO SESSION



Thu Mar 7th 11:00am - 12:00pm

FRIDAY CHAT
FRIDAY ENGLISH CONVERSATION GROUP

Every Friday
10:00AM - 12:00PM

LA JOLLA COMMUNITY ROOM AT LA JOLLA VILLAGE SQUARE



TRITON TREKKERS
UC SAN DIEGO

Rock Climb Mission Gorge

MARCH 9
7AM-1PM

Register now or find more information at iEvents.ucsd.edu



iWORKSHOP



Tue Mar 12th 12:00pm - 2:30pm

Federal Tax Workshop


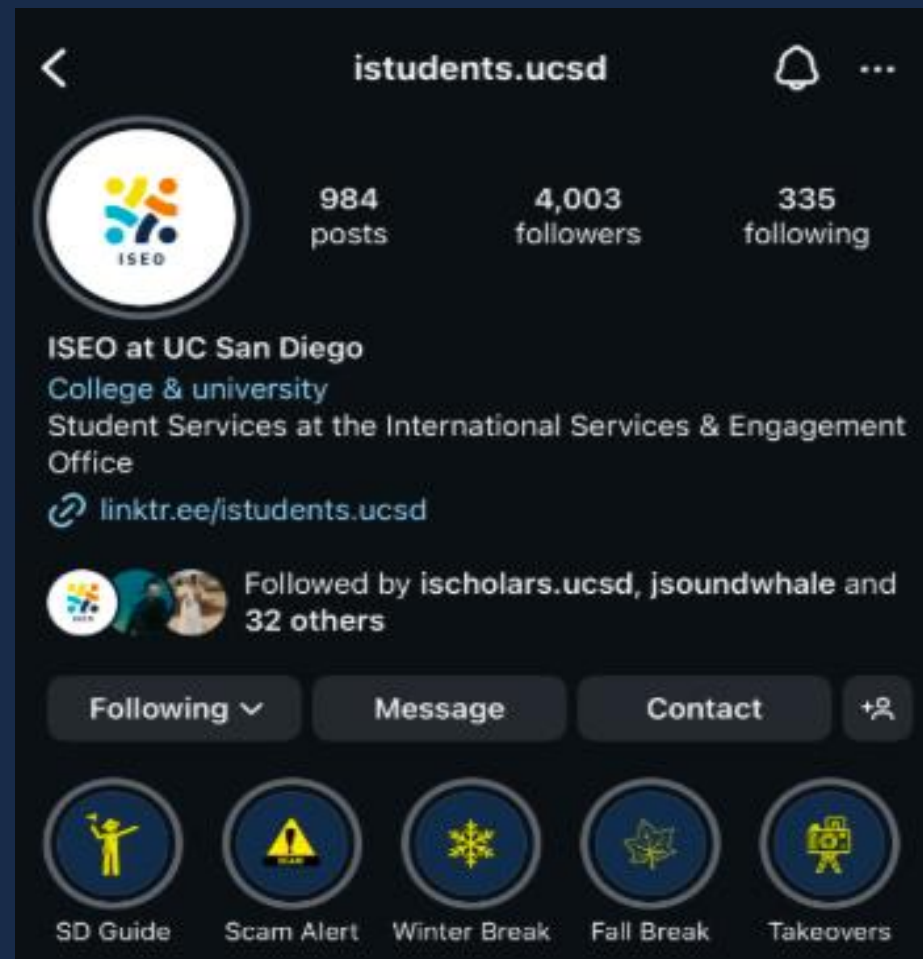
Register Here

Professor Steve Gill, San Diego State University, Fowler College of Business faculty member, and Douglas Kelley, Accounting Lecturer at San ...

Students Scholars Families

Follow us on Instagram!

<https://www.instagram.com/istudents.ucsd/>




Additional Resources

UC San Diego

GLOBAL INITIATIVES

International Services and Engagement Office



IMPORTANT DEADLINES & REMINDERS

NOW

Begin requesting your
visa documents via
iServices

Visit:
[iServices.ucsd.edu](https://iservices.ucsd.edu)

**Mid-
April**

Apply for on-campus
housing

Visit: hdh.ucsd.edu

**May &
June**

Housing Application Deadlines:
June 7 for First-Year Students
& Transfer Students

Grad students: Housing, Dining
and Hospitality (HDH) starts to
send out housing contracts in
Mid-May. Offers are made 60
days prior to requested move-
in date.

Visit: hdh.ucsd.edu

July

Deadline to submit health
immunization requirements
and complete OPHD training

Visit:
studenthealth.ucsd.edu

Sept

Tuition due
Move-In
Check-In

New International
Student Orientation

Visit:
iOrientation.ucsd.edu

Upcoming Pre-Arrival Webinars

- **April 21:** Student Life and Getting Involved (Undergraduate Students)
- **April 23:** Campus Safety (All)
- **April 28:** Getting Set Up in the U.S. (Surf Check Live) (All)
- **May 5:** SEVIS Transfer Process F-1 (All)

All webinars will be recorded and posted at iNewStudentWebinars.ucsd.edu



UC San Diego

GLOBAL INITIATIVES

International Services and Engagement Office



UC San Diego
GLOBAL INITIATIVES
International Services and Engagement Office

MONDAY - FRIDAY: 9am - 4pm
+1 858.534.3730
iContact.ucsd.edu

iNewStudent.ucsd.edu



UC San Diego International
Services and Engagement Office



UC San Diego ISEO



@istudents.ucsd



@ISEOUCSD

Follow us on Social Media!